

# Unit 0

## Organizational introduction

Getting started in the study of phonetics

Slides for the session of

*Phonetics with Listening Practice (British)*

held on

14 / 16 October 2019 /

22 / 24 vendémiaire, an CCXXVIII de la République

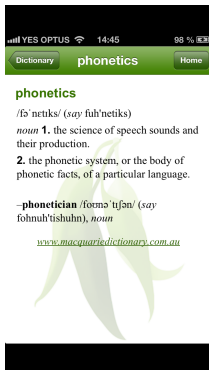
Robert Spence  
LangSciTech  
Saarland University



M.A.K. Halliday (韩礼德 Hán Lǐdé) 13.4.1925–15.4.2018

- Books
- Internet sources
- Fonts
- Copy-and-paste
- Keyboard layouts
- Phonetics programmes
- Mobile apps

Language: the noises we make with our faces in order to live. (J.R. Firth)



## The goals of today's session are:

- 1 To gain an overview of what this course is about



Organizational  
introduction

Goals

Course Overview

Resources

Books

Internet sources

Fonts

Copy-and-paste

Keyboard layouts

Phonetics programmes

Mobile apps

Principles

Envoi

## The goals of today's session are:

- 1 To gain an overview of what this course is about
- 2 To exchange contact details



Organizational  
introduction

Goals

Course Overview

Resources

Books

Internet sources

Fonts

Copy-and-paste

Keyboard layouts

Phonetics programmes

Mobile apps

Principles

Envoi

## The goals of today's session are:

- 1 To gain an overview of what this course is about
- 2 To exchange contact details
- 3 To record students reading aloud



Organizational  
introduction

Goals

Course Overview

Resources

Books

Internet sources

Fonts

Copy-and-paste

Keyboard layouts

Phonetics programmes

Mobile apps

Principles

Envoi

## The goals of today's session are:

- 1 To gain an overview of what this course is about
- 2 To exchange contact details
- 3 To record students reading aloud
- 4 To complete a brief survey about previous experience



### Organizational introduction

#### Goals

#### Course Overview

#### Resources

Books

Internet sources

Fonts

Copy-and-paste

Keyboard layouts

Phonetics programmes

Mobile apps

#### Principles

Envoi

## The goals of today's session are:

- 1 To gain an overview of what this course is about
- 2 To exchange contact details
- 3 To record students reading aloud
- 4 To complete a brief survey about previous experience
- 5 To begin helping students formulate their individual learning goals



### Organizational introduction

#### Goals

#### Course Overview

#### Resources

Books

Internet sources

Fonts

Copy-and-paste

Keyboard layouts

Phonetics programmes

Mobile apps

#### Principles

Envoi



## The goals of today's session are:

- 1 To gain an overview of what this course is about
- 2 To exchange contact details
- 3 To record students reading aloud
- 4 To complete a brief survey about previous experience
- 5 To begin helping students formulate their individual learning goals
- 6 To gain an overview of how the course will work



### Organizational introduction

#### Goals

#### Course Overview

#### Resources

Books

Internet sources

Fonts

Copy-and-paste

Keyboard layouts

Phonetics programmes

Mobile apps

#### Principles

Envoi

## The goals of today's session are:

- 1 To gain an overview of what this course is about
- 2 To exchange contact details
- 3 To record students reading aloud
- 4 To complete a brief survey about previous experience
- 5 To begin helping students formulate their individual learning goals
- 6 To gain an overview of how the course will work
- 7 To gain an overview of some useful resources for the study of phonetics

## The goals of today's session are:

- 1 To gain an overview of what this course is about
- 2 To exchange contact details
- 3 To record students reading aloud
- 4 To complete a brief survey about previous experience
- 5 To begin helping students formulate their individual learning goals
- 6 To gain an overview of how the course will work
- 7 To gain an overview of some useful resources for the study of phonetics
- 8 To list some guiding principles for the study of phonetics

## Where to find information about the course:

- The course website:  
<http://www.spence.saar.de/courses/phoneticswithlistening>  
which includes the slides as presented each week  
(and a printable form of the slides as well)  
plus links to the videos for the listening exercises  
and exercise sheets for the listening exercises  
and various other materials.



Organizational  
introduction

Goals

Course Overview

Resources

Books

Internet sources

Fonts

Copy-and-paste

Keyboard layouts

Phonetics programmes

Mobile apps

Principles

Envoi

## Where to find information about the course:

- The course website:  
<http://www.spence.saar.de/courses/phoneticswithlistening>  
which includes the slides as presented each week  
(and a printable form of the slides as well)  
plus links to the videos for the listening exercises  
and exercise sheets for the listening exercises  
and various other materials.
- One part of the course website is password-protected; you will receive your password by email.



Organizational  
introduction

Goals

Course Overview

Resources

Books

Internet sources

Fonts

Copy-and-paste

Keyboard layouts

Phonetics programmes

Mobile apps

Principles

Envoi

## Where to find information about the course:

- The course website:  
<http://www.spence.saar.de/courses/phoneticswithlistening>  
which includes the slides as presented each week  
(and a printable form of the slides as well)  
plus links to the videos for the listening exercises  
and exercise sheets for the listening exercises  
and various other materials.
- One part of the course website is password-protected; you will receive your password by email.
- I hope to be able to put most of the course on Moodle at some stage in the future.

## Timetable

<i>Week</i>	<i>Dates</i>		<i>Unit</i>	<i>Description</i>
	<i>Mon</i>	<i>Wed</i>		
01	14.x	16.x	00	Resources; basic organization
02	21.x	23.x	01	Theoretical introduction (1)
03	28.x	30.x	02	Theoretical introduction (2)
04	04.xi	06.xi	03	Consonants (1)
05	11.xi	13.xi	04	Vowels (1)
06	18.xi	20.xi	05	Vowels (2)
07	25.xi	27.xi	06	Consonants (2)
08	02.xii	04.xii	07	Syllables & Rhythm (1)
09	09.xii	11.xii	08	Syllables & Rhythm (2)
10	16.xii	18.xii	-	Additional practice
11	06.i	08.i	09	Intonation (1)
12	13.i	15.i	10	Intonation (2)
13	20.i	22.i	11	Intonation (3)
14	27.i	29.i	-	EXAMS
15	03.ii	05.ii	-	EXAMS

## Books (1)

You might find some of these useful (active links):



[Organizational introduction](#)

[Goals](#)

[Course Overview](#)

[Resources](#)

**[Books](#)**

[Internet sources](#)

[Fonts](#)

[Copy-and-paste](#)

[Keyboard layouts](#)

[Phonetics programmes](#)

[Mobile apps](#)

[Principles](#)

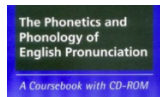
[Envoi](#)



## Books (1)

You might find some of these useful (active links):

Eckert and Barry: *The Phonetics and Phonology of English Pronunciation*. Trier: WVT, 2005



Organizational  
introduction

Goals

Course Overview

Resources

**Books**

Internet sources

Fonts

Copy-and-paste

Keyboard layouts

Phonetics programmes

Mobile apps


Principles

Envoi

## Books (1)

You might find some of these useful (active links):

Eckert and Barry: *The Phonetics and Phonology of English Pronunciation*. Trier: WVT, 2005




Arnold und Hansen: *Englische Phonetik*. Langenscheidt, 1998



## Books (1)

You might find some of these useful (active links):


Eckert and Barry: *The Phonetics and Phonology of English Pronunciation*. Trier: WVT, 2005



Arnold und Hansen: *Englische Phonetik*. Langenscheidt, 1998



Halliday and Greaves: *Intonation in the Grammar of English*. London: Equinox, 2008



## Books (2)

These are the books I'll be using most often in this course:



Organizational  
introduction

Goals

Course Overview

Resources

**Books**

Internet sources

Fonts

Copy-and-paste

Keyboard layouts

Phonetics programmes

Mobile apps

Principles

Envoi

## Books (2)

These are the books I'll be using most often in this course:

Sauer: A Drillbook of English Phonetics. Heidelberg: Winter, 2013<sup>4</sup>




## Books (2)

These are the books I'll be using most often in this course:

Sauer: *A Drillbook of English Phonetics*. Heidelberg: Winter, 2013<sup>4</sup>




Halliday: *A Course in Spoken English: Intonation*. Oxford: OUP, 1970




## Books (2)

These are the books I'll be using most often in this course:


Sauer: *A Drillbook of English Phonetics*. Heidelberg: Winter, 2013<sup>4</sup>



Halliday: *A Course in Spoken English: Intonation*. Oxford: OUP, 1970



J.C. Wells: *Longman Pronunciation Dictionary*. Harlow: Pearson, 2008<sup>3</sup>



## Beware!

- 1 If you are using an Oxford dictionary to check the pronunciation of an English word, make sure it is an Oxford **learner's** dictionary – not the “Concise Oxford Dictionary”!



Organizational  
introduction

Goals

Course Overview

Resources

**Books**

Internet sources

Fonts

Copy-and-paste

Keyboard layouts

Phonetics programmes

Mobile apps

Principles

Envoi



## Beware!

- 1 If you are using an Oxford dictionary to check the pronunciation of an English word, make sure it is an Oxford **learner's** dictionary – not the “Concise Oxford Dictionary”!
- 2 **BAD: Concise Oxford Dictionary:**  
<http://www.oxforddictionaries.com>



Organizational  
introduction

Goals

Course Overview

Resources

**Books**

Internet sources

Fonts

Copy-and-paste

Keyboard layouts

Phonetics programmes

Mobile apps

Principles

Envoi

## Beware!

- 1 If you are using an Oxford dictionary to check the pronunciation of an English word, make sure it is an Oxford **learner's** dictionary – not the “Concise Oxford Dictionary”!
- 2 **BAD: Concise Oxford Dictionary:**  
<http://www.oxforddictionaries.com>
- 3 **GOOD: Oxford Advanced Learner's Dictionary:**  
<http://www.oxfordlearnersdictionaries.com>  
(don't forget the "s"!)



Organizational  
introduction

Goals

Course Overview

Resources

**Books**

Internet sources

Fonts

Copy-and-paste

Keyboard layouts

Phonetics programmes

Mobile apps

Principles

Envoi

## Beware!

- 1 If you are using an Oxford dictionary to check the pronunciation of an English word, make sure it is an Oxford **learner's** dictionary – not the “Concise Oxford Dictionary”!
- 2 **BAD: Concise Oxford Dictionary:**  
<http://www.oxforddictionaries.com>
- 3 **GOOD: Oxford Advanced Learner's Dictionary:**  
<http://www.oxfordlearnersdictionaries.com>  
(don't forget the "s"!)
- 4 On a Mac, the Concise Oxford Dictionary is integrated with the operating system. **DO NOT TRUST IT!!**



Organizational  
introduction

Goals

Course Overview

Resources

Books

Internet sources

Fonts

Copy-and-paste

Keyboard layouts

Phonetics programmes

Mobile apps

Principles

Envoi

## Beware!

- 1 If you are using an Oxford dictionary to check the pronunciation of an English word, make sure it is an Oxford **learner's** dictionary – not the “Concise Oxford Dictionary”!
- 2 **BAD: Concise Oxford Dictionary:**  
<http://www.oxforddictionaries.com>
- 3 **GOOD: Oxford Advanced Learner's Dictionary:**  
<http://www.oxfordlearnersdictionaries.com>  
(don't forget the "s"!)
- 4 On a Mac, the Concise Oxford Dictionary is integrated with the operating system. **DO NOT TRUST IT!!**
- 5 Beware these...!

<b>WRONG!</b>	(words like:)	<b>RIGHT!</b>
ɛ	BET	e
ɑ	BAT	æ
əː	NURSE	ɜː
ɛː	SQUARE	eə
aɪ	PRICE	aɪ

## Internet sources

- Wikipedia:



Organizational  
introduction

Goals

Course Overview

Resources

Books

Internet sources

Fonts

Copy-and-paste

Keyboard layouts

Phonetics programmes

Mobile apps

Principles

Envoi

- Wikipedia:  
[http://de.wikipedia.org/wiki/Internationales\\_Phonetisches\\_Alphabet](http://de.wikipedia.org/wiki/Internationales_Phonetisches_Alphabet)

- Wikipedia:  
[http://de.wikipedia.org/wiki/Internationales\\_Phonetisches\\_Alphabet](http://de.wikipedia.org/wiki/Internationales_Phonetisches_Alphabet)  
or:  
[http://en.wikipedia.org/wiki/International\\_Phonetic\\_Alphabet](http://en.wikipedia.org/wiki/International_Phonetic_Alphabet)
- IPA website:  
<http://www.internationalphoneticassociation.org/>

- Wikipedia:  
[http://de.wikipedia.org/wiki/Internationales\\_Phonetisches\\_Alphabet](http://de.wikipedia.org/wiki/Internationales_Phonetisches_Alphabet)  
or:  
[http://en.wikipedia.org/wiki/International\\_Phonetic\\_Alphabet](http://en.wikipedia.org/wiki/International_Phonetic_Alphabet)
- IPA website:  
<http://www.internationalphoneticassociation.org/>
- An easy place to start:  
[http://simple.wikipedia.org/wiki/IPA\\_chart\\_for\\_English](http://simple.wikipedia.org/wiki/IPA_chart_for_English)



- Wikipedia:  
[http://de.wikipedia.org/wiki/Internationales\\_Phonetisches\\_Alphabet](http://de.wikipedia.org/wiki/Internationales_Phonetisches_Alphabet)  
or:  
[http://en.wikipedia.org/wiki/International\\_Phonetic\\_Alphabet](http://en.wikipedia.org/wiki/International_Phonetic_Alphabet)
- IPA website:  
<http://www.internationalphoneticassociation.org/>
- An easy place to start:  
[http://simple.wikipedia.org/wiki/IPA\\_chart\\_for\\_English](http://simple.wikipedia.org/wiki/IPA_chart_for_English)
- “I want to hear the sounds!”:  
<http://www.lfsag.unito.it/ipa/index.html>  
or:  
<https://web.uvic.ca/ling/resources/ipa/charts/IPAlab/IPAlab.htm>

Make sure you have a Unicode font installed! ... e.g. ...



Organizational  
introduction

Goals

Course Overview

Resources

Books

Internet sources

Fonts

Copy-and-paste

Keyboard layouts

Phonetics programmes

Mobile apps

Principles

Envoi

Make sure you have a Unicode font installed! ... e.g. ...

**Lucida Grande**



Organizational  
introduction

Goals

Course Overview

Resources

Books

Internet sources

Fonts

Copy-and-paste

Keyboard layouts

Phonetics programmes

Mobile apps

Principles

Envoi

## Fonts

Make sure you have a Unicode font installed! ... e.g. ...

**Lucida Grande** or **Arial Unicode MS**



Organizational  
introduction

Goals

Course Overview

Resources

Books

Internet sources

Fonts

Copy-and-paste

Keyboard layouts

Phonetics programmes

Mobile apps

Principles

Envoi

## Fonts

Make sure you have a Unicode font installed! ... e.g. ...  
**Lucida Grande** or **Arial Unicode MS** or **Charis SIL**,



Organizational  
introduction

Goals

Course Overview

Resources

Books

Internet sources

Fonts

Copy-and-paste

Keyboard layouts

Phonetics programmes

Mobile apps

Principles

Envoi

Make sure you have a Unicode font installed! ... e.g. ...

**Lucida Grande** or **Arial Unicode MS** or **Charis SIL**, or **Gentium**,



Organizational  
introduction

Goals

Course Overview

Resources

Books

Internet sources

Fonts

Copy-and-paste

Keyboard layouts

Phonetics programmes

Mobile apps

Principles

Envoi

## Fonts

Make sure you have a Unicode font installed! ... e.g. ...

**Lucida Grande** or **Arial Unicode MS** or **Charis SIL**, or **Gentium**,  
or **STIXGeneral**,

Organizational  
introduction

Goals

Course Overview

Resources

Books

Internet sources

Fonts

Copy-and-paste

Keyboard layouts

Phonetics programmes

Mobile apps

Principles

Envoi

## Fonts

Make sure you have a Unicode font installed! ... e.g. ...

**Lucida Grande** or **Arial Unicode MS** or **Charis SIL**, or **Gentium**,  
or **STIXGeneral**, or **the Brill**, or ...

Organizational  
introduction

Goals

Course Overview

Resources

Books

Internet sources

Fonts

Copy-and-paste

Keyboard layouts

Phonetics programmes

Mobile apps

Principles

Envoi



## Fonts

Make sure you have a Unicode font installed! ... e.g. ...

**Lucida Grande** or **Arial Unicode MS** or **Charis SIL**, or **Gentium**, or **STIXGeneral**, or **the Brill**, or ...

Check your computer's character palette to see which of the fonts on your system actually contain the phonetic symbols

φων

Organizational  
introduction

Goals

Course Overview

Resources

Books

Internet sources

Fonts

Copy-and-paste

Keyboard layouts

Phonetics programmes

Mobile apps

Principles

Envoi

## Fonts

Make sure you have a Unicode font installed! ... e.g. ...

**Lucida Grande** or **Arial Unicode MS** or **Charis SIL**, or **Gentium**, or **STIXGeneral**, or **the Brill**, or ...

Check your computer's character palette to see which of the fonts on your system actually contain the phonetic symbols (starting at about Unicode code-point **2500** in hexadecimal notation, just keep on scrolling down until you come to the really strange letters...)

Organizational  
introduction

Goals

Course Overview

Resources

Books

Internet sources

Fonts

Copy-and-paste

Keyboard layouts

Phonetics programmes

Mobile apps

Principles

Envoi

Make sure you have a Unicode font installed! ... e.g. ...

**Lucida Grande** or **Arial Unicode MS** or **Charis SIL**, or **Gentium**, or **STIXGeneral**, or **the Brill**, or ...

Check your computer's character palette to see which of the fonts on your system actually contain the phonetic symbols (starting at about Unicode code-point **2500** in hexadecimal notation, just keep on scrolling down until you come to the really strange letters...)

The following fonts are free, and are worth having:



Organizational  
introduction

Goals

Course Overview

Resources

Books

Internet sources

Fonts

Copy-and-paste

Keyboard layouts

Phonetics programmes

Mobile apps

Principles

Envoi

Make sure you have a Unicode font installed! ... e.g. ...

**Lucida Grande** or **Arial Unicode MS** or **Charis SIL**, or **Gentium**, or **STIXGeneral**, or **the Brill**, or ...

Check your computer's character palette to see which of the fonts on your system actually contain the phonetic symbols (starting at about Unicode code-point **2500** in hexadecimal notation, just keep on scrolling down until you come to the really strange letters...)

The following fonts are free, and are worth having:

- Charis SIL:

<http://software.sil.org/charis/>

Make sure you have a Unicode font installed! ... e.g. ...

**Lucida Grande** or **Arial Unicode MS** or **Charis SIL**, or **Gentium**, or **STIXGeneral**, or **the Brill**, or ...

Check your computer's character palette to see which of the fonts on your system actually contain the phonetic symbols (starting at about Unicode code-point **2500** in hexadecimal notation, just keep on scrolling down until you come to the really strange letters...)

The following fonts are free, and are worth having:

- Charis SIL:  
<http://software.sil.org/charis/>
- STIX:  
<http://www.stixfonts.org/>

Make sure you have a Unicode font installed! ... e.g. ...

**Lucida Grande** or **Arial Unicode MS** or **Charis SIL**, or **Gentium**, or **STIXGeneral**, or **the Brill**, or ...

Check your computer's character palette to see which of the fonts on your system actually contain the phonetic symbols (starting at about Unicode code-point **2500** in hexadecimal notation, just keep on scrolling down until you come to the really strange letters...)

The following fonts are free, and are worth having:

- Charis SIL:  
<http://software.sil.org/charis/>
- STIX:  
<http://www.stixfonts.org/>  
download here:  
<https://github.com/stipub/stixfonts/>
- the Brill:  
<http://www.brill.com/about/brill-fonts>

## Copy-and-paste

- <http://www.ipa.webstuff.org/>  
click on:  
Vowels | Consonants | ... then “COPY & PASTE VERSION”  
also has links to fonts, keyboards, ... (at top)



Organizational  
introduction

Goals

Course Overview

Resources

Books

Internet sources

Fonts

Copy-and-paste

Keyboard layouts

Phonetics programmes

Mobile apps

Principles

Envoi

- <http://www.ipa.webstuff.org/>

click on:

Vowels | Consonants | ... then “COPY & PASTE VERSION”

also has links to fonts, keyboards, ... (at top)

- the character picker at:

<https://r12a.github.io/pickers/ipa/>

(but beware the old-fashioned naming conventions used there:

“high” vowel → close vowel;

“low” vowel → open vowel)



- <http://www.ipa.webstuff.org/>  
click on:  
Vowels | Consonants | ... then “COPY & PASTE VERSION”  
also has links to fonts, keyboards, ... (at top)
- the character picker at:  
<https://r12a.github.io/pickers/ipa/>  
(but beware the old-fashioned naming conventions used there:  
“high” vowel → close vowel;  
“low” vowel → open vowel)
- another character picker (better terminology, but may need  
frequent refreshing in browser window):  
<http://westonruter.github.io/ipa-chart/keyboard/>

- <http://www.ipa.webstuff.org/>  
click on:  
Vowels | Consonants | ... then “COPY & PASTE VERSION”  
also has links to fonts, keyboards, ... (at top)
- the character picker at:  
<https://r12a.github.io/pickers/ipa/>  
(but beware the old-fashioned naming conventions used there:  
“high” vowel → close vowel;  
“low” vowel → open vowel)
- another character picker (better terminology, but may need frequent refreshing in browser window):  
<http://westonruter.github.io/ipa-chart/keyboard/>
- A copy-and-paste solution will save you having to type the symbols using your own keyboard; but you will still need at least one font on your system that has all the phonetic symbols.

## Keyboard layouts

- Enter phonetic symbols via your keyboard:

[https://keyman.com/keyboards/sil\\_ipa](https://keyman.com/keyboards/sil_ipa)



φωv

Organizational  
introduction

Goals

Course Overview

Resources

Books

Internet sources

Fonts

Copy-and-paste

Keyboard layouts

Phonetics programmes

Mobile apps

Principles

Envoi

## Keyboard layouts

- Enter phonetic symbols via your keyboard:

[https://keyman.com/keyboards/sil\\_ipa](https://keyman.com/keyboards/sil_ipa)



- for iPhones:

<http://tinyurl.com/i-want-ipa>



fənetiks iz f



## Keyboard layouts

- Enter phonetic symbols via your keyboard:

[https://keyman.com/keyboards/sil\\_ipa](https://keyman.com/keyboards/sil_ipa)



- for iPhones:

<http://tinyurl.com/i-want-ipa>



fənetiks iz fɪ



- for Androids look here:

<http://tinyurl.com/i-want-ipa-android>

φων

Organizational  
introduction

Goals

Course Overview

Resources

Books

Internet sources

Fonts

Copy-and-paste

Keyboard layouts

Phonetics programmes

Mobile apps

Principles

Envoi



- PRAAT:  
<http://www.fon.hum.uva.nl/praat/>



- Audacity  
<https://www.audacityteam.org/>



- PRAAT:  
<http://www.fon.hum.uva.nl/praat/>
- This one is for geeks \*g\*



- Audacity  
<https://www.audacityteam.org/>
- You probably already have this.



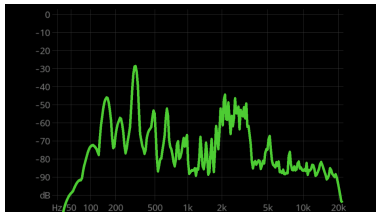
- PRAAT:  
<http://www.fon.hum.uva.nl/praat/>
- This one is for geeks \*g\*
- Once you have PRAAT installed on your computer, you have your very own phonetics lab to play with.



- Audacity  
<https://www.audacityteam.org/>
- You probably already have this.
- Audacity can do most of the things you need to know something about for an introductory course on phonetics.



## Mobile apps (1)



- **FrequenSee – Spectrum Analyzer (free)**  
<https://play.google.com/store/apps/details?id=com.DanielBach.FrequenSee&hl=de>

φωv

Organizational  
introduction

Goals

Course Overview

Resources

Books

Internet sources

Fonts

Copy-and-paste

Keyboard layouts

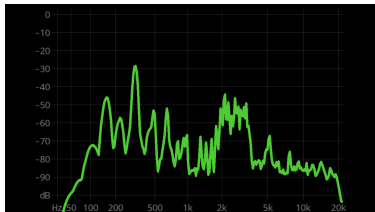
Phonetics programmes

Mobile apps

Principles

Envoi

## Mobile apps (1)



- FrequenSee – Spectrum Analyzer (free)  
<https://play.google.com/store/apps/details?id=com.DanielBach.FrequenSee&hl=de>
- analyzes frequency of sound in real time

φωv

Organizational  
introduction

Goals

Course Overview

Resources

Books

Internet sources

Fonts

Copy-and-paste

Keyboard layouts

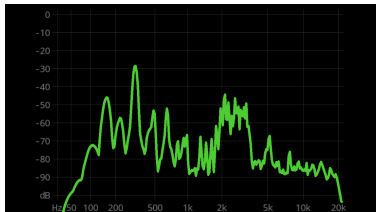
Phonetics programmes

Mobile apps

Principles

Envoi

## Mobile apps (1)



- FrequenSee – Spectrum Analyzer (free)  
<https://play.google.com/store/apps/details?id=com.DanielBach.FrequenSee&hl=de>
- analyzes frequency of sound in real time
- allows you to see differences [s] / [f], [i] / [a] / [u], etc.

φωv

Organizational  
introduction

Goals

Course Overview

Resources

Books

Internet sources

Fonts

Copy-and-paste

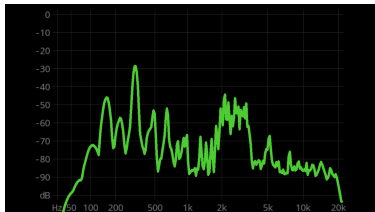
Keyboard layouts

Phonetics programmes

Mobile apps

Principles

Envoi



- **FrequenSee – Spectrum Analyzer (free)**  
<https://play.google.com/store/apps/details?id=com.DanielBach.FrequenSee&hl=de>
- analyzes frequency of sound in real time
- allows you to see differences [s] / [f], [i] / [a] / [u], etc.
- also available for iPhone (see AppStore)



- live BPM – Beat Detector (relatively inexpensive)  
<https://play.google.com/store/apps/details?id=com.DanielBach.liveBPM>



- live BPM – Beat Detector (relatively inexpensive)  
<https://play.google.com/store/apps/details?id=com.DanielBach.liveBPM>
- detects rhythmic “beat” of drumming (or speaking)



- live BPM – Beat Detector (relatively inexpensive)  
<https://play.google.com/store/apps/details?id=com.DanielBach.liveBPM>
- detects rhythmic “beat” of drumming (or speaking)
- might be useful towards end of course



- live BPM – Beat Detector (relatively inexpensive)  
<https://play.google.com/store/apps/details?id=com.DanielBach.liveBPM>
- detects rhythmic “beat” of drumming (or speaking)
- might be useful towards end of course
- also available for iPhone (see AppStore).



# The killer app (only for iPhone / iPad)

φων

Organizational  
introduction

Goals

Course Overview

Resources

Books

Internet sources

Fonts

Copy-and-paste

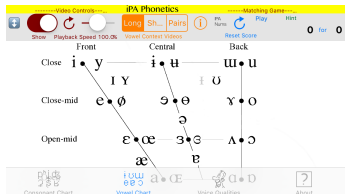
Keyboard layouts

Phonetics programmes

Mobile apps

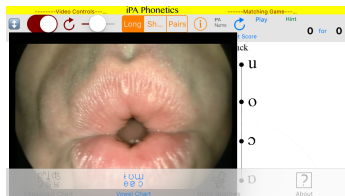
Principles

Envoi



- Click on the IPA symbol, hear the sound:

<http://www.uvic.ca/humanities/linguistics/resources/software/ipaphonetics/index.php>



## Some general principles to remember when studying the phonetics and phonology of English

- 1 Imagine you are training to be a spy, and are going to be working in England. A German accent would give you away!



Organizational  
introduction

Goals

Course Overview

Resources

Books

Internet sources

Fonts

Copy-and-paste

Keyboard layouts

Phonetics programmes

Mobile apps

Principles

Envoi

## Some general principles to remember when studying the phonetics and phonology of English

- 1 Imagine you are training to be a spy, and are going to be working in England. A German accent would give you away!
- 2 Start with the entire body in its biological and social environment. Sleep in an English-style bed, eat an English-style breakfast, surround yourself with everything English; stand the way English people do, walk the way they do, hold your mouth the way they do. Then the sounds will come naturally.



Organizational  
introduction

Goals

Course Overview

Resources

Books

Internet sources

Fonts

Copy-and-paste

Keyboard layouts

Phonetics programmes

Mobile apps

Principles

Envoi

## Some general principles to remember when studying the phonetics and phonology of English

- 1 Imagine you are training to be a spy, and are going to be working in England. A German accent would give you away!
- 2 Start with the entire body in its biological and social environment. Sleep in an English-style bed, eat an English-style breakfast, surround yourself with everything English; stand the way English people do, walk the way they do, hold your mouth the way they do. Then the sounds will come naturally.
- 3 Free up your sound-making. Stop being an adult with desires and purposes and intentions. Just be a child and play. Do not let your phonetics be constrained by anything related to language (such as German sound patterns, or German sentence patterns, or German ways of organizing ideas, or ...)



Organizational  
introduction

Goals

Course Overview

Resources

Books

Internet sources

Fonts

Copy-and-paste

Keyboard layouts

Phonetics programmes

Mobile apps

Principles

Envoi

## Some general principles to remember when studying the phonetics and phonology of English

- 1 Imagine you are training to be a spy, and are going to be working in England. A German accent would give you away!
- 2 Start with the entire body in its biological and social environment. Sleep in an English-style bed, eat an English-style breakfast, surround yourself with everything English; stand the way English people do, walk the way they do, hold your mouth the way they do. Then the sounds will come naturally.
- 3 Free up your sound-making. Stop being an adult with desires and purposes and intentions. Just be a child and play. Do not let your phonetics be constrained by anything related to language (such as German sound patterns, or German sentence patterns, or German ways of organizing ideas, or ...)
- 4 Find someone to imitate. It should be someone quintessentially English. Abandon your own desires and purposes and intentions and just imitate the other person.



Organizational  
introduction

Goals

Course Overview

Resources

Books

Internet sources

Fonts

Copy-and-paste

Keyboard layouts

Phonetics programmes

Mobile apps

Principles

Envoi

- Send me an email if you don't get one from me in the next 24 hours.

- Send me an email if you don't get one from me in the next 24 hours.
- What do English cricket commentators talk about while English cricketers are having their third tea break?

<https://www.youtube.com/watch?v=znmjnEMqHeg>

- Send me an email if you don't get one from me in the next 24 hours.
- What do English cricket commentators talk about while English cricketers are having their third tea break?  
<https://www.youtube.com/watch?v=znmjnEMqHeg>
- See you next week!