

# Unit 4 (a)

## Mood-Residue

### Clause-as-exchange

Slides for the session of

*Exploring English Grammar — the world of clauses*

held on

12.xi.2019

Robert Spence  
LangSciTech  
Saarland University

The learning goals for today's session are:

γρα

Mood-Residue

## The learning goals for today's session are:

- ① To understand how the grammatical system of MOOD ('Satzmodus') expresses the SPEECH FUNCTION of the individual moves in a dialogue (Statement, Question, Offer, Suggestion, Command).

## The learning goals for today's session are:

- ① To understand how the grammatical system of MOOD ('Satzmodus') expresses the SPEECH FUNCTION of the individual moves in a dialogue (Statement, Question, Offer, Suggestion, Command).
- ② To analyse the Mood-Residue structure of clauses.

## The learning goals for today's session are:

- ① To understand how the grammatical system of MOOD ('Satzmodus') expresses the SPEECH FUNCTION of the individual moves in a dialogue (Statement, Question, Offer, Suggestion, Command).
- ② To analyse the Mood-Residue structure of clauses.
- ③ To understand the function of the Subject and the Finite.

## The learning goals for today's session are:

- ① To understand how the grammatical system of MOOD ('Satzmodus') expresses the SPEECH FUNCTION of the individual moves in a dialogue (Statement, Question, Offer, Suggestion, Command).
- ② To analyse the Mood-Residue structure of clauses.
- ③ To understand the function of the Subject and the Finite.
- ④ To practise paradigms of different moods and tenses (WORKSHEET-IN CLASS):

<http://www.spence.saar.de/courses/grammar/unit04a/paradigms.pdf>

## The learning goals for today's session are:

- ① To understand how the grammatical system of MOOD ('Satzmodus') expresses the SPEECH FUNCTION of the individual moves in a dialogue (Statement, Question, Offer, Suggestion, Command).
- ② To analyse the Mood-Residue structure of clauses.
- ③ To understand the function of the Subject and the Finite.
- ④ To practise paradigms of different moods and tenses (WORKSHEET-IN CLASS):  
<http://www.spence.saar.de/courses/grammar/unit04a/paradigms.pdf>
- ⑤ To learn to recognize negative imperatives ("Don't you step on my blue suede shoes!")

## The learning goals for today's session are:

- ① To understand how the grammatical system of MOOD ('Satzmodus') expresses the SPEECH FUNCTION of the individual moves in a dialogue (Statement, Question, Offer, Suggestion, Command).
- ② To analyse the Mood-Residue structure of clauses.
- ③ To understand the function of the Subject and the Finite.
- ④ To practise paradigms of different moods and tenses (WORKSHEET-IN CLASS):  
<http://www.spence.saar.de/courses/grammar/unit04a/paradigms.pdf>
- ⑤ To learn to recognize negative imperatives ("Don't you step on my blue suede shoes!")
- ⑥ To understand how Mood Tags work in English (WORKSHEET-Q3-[PRE-CLASS HOMEWORK]; + SLIDE SHOW):  
<http://www.spence.saar.de/courses/grammar/questions03/index.pdf> ;  
<http://www.spence.saar.de/courses/grammar/unit04a/moodtags.pdf>

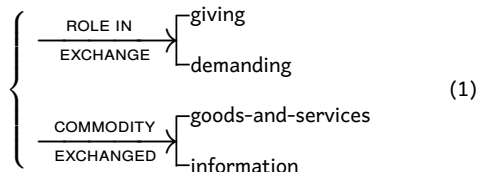


## The learning goals for today's session are:

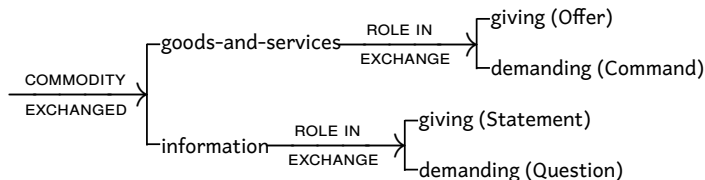
- ❶ To understand how the grammatical system of MOOD ('Satzmodus') expresses the SPEECH FUNCTION of the individual moves in a dialogue (Statement, Question, Offer, Suggestion, Command).
- ❷ To analyse the Mood-Residue structure of clauses.
- ❸ To understand the function of the Subject and the Finite.
- ❹ To practise paradigms of different moods and tenses (WORKSHEET-IN CLASS):  
<http://www.spence.saar.de/courses/grammar/unit04a/paradigms.pdf>
- ❺ To learn to recognize negative imperatives ("Don't you step on my blue suede shoes!")
- ❻ To understand how Mood Tags work in English (WORKSHEET-Q3-[PRE-CLASS HOMEWORK]; + SLIDE SHOW):  
<http://www.spence.saar.de/courses/grammar/questions03/index.pdf> ;  
<http://www.spence.saar.de/courses/grammar/unit04a/moodtags.pdf>
- ❼ To prepare for the class on MODALITY next week (WORKSHEET-Q4a-HOMEWORK BEFORE NEXT LESSON)  
<http://www.spence.saar.de/courses/grammar/questions04a/index.pdf>

## SPEECH FUNCTION versus MOOD (1)

The semantic system network for SPEECH FUNCTION:

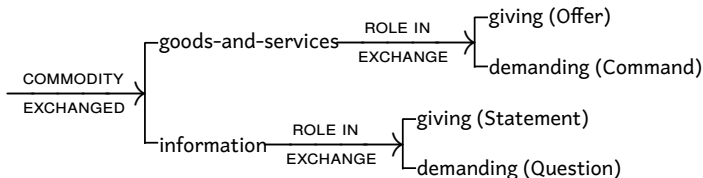


is equivalent to (and can be re-written as):

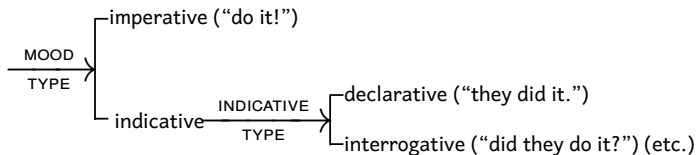


## SPEECH FUNCTION versus MOOD (2)

Compare the semantic system network for SPEECH FUNCTION:



with the grammatical system network for MOOD:



There is no special grammatical category for Offers. Offers can be expressed in many different ways: "Shall I do it?" / "I'll do it!" / "Here!" / etc.

## SPEECH FUNCTION versus MOOD (3)

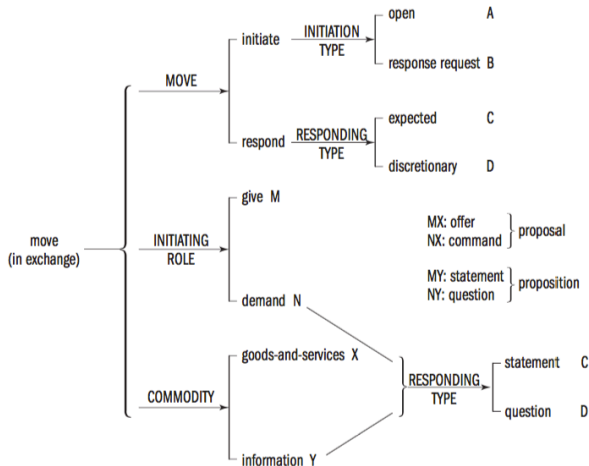


Fig. 4-2 The semantic system of SPEECH FUNCTION

**Table 4(1)** Speech functions and responses

		initiation [A/B]	response	
			Expected [C]	Discretionary [D]
give [M]	goods-&-services [X]	offer shall I give you this teapot?	acceptance yes, please, do!	rejection no, thanks
demand [N]		command give me that teapot!	undertaking here you are	refusal I won't
give [M]	information [Y]	statement he's giving her the teapot	acknowledgement is he?	contradiction no, he isn't
demand [N]		question what is he giving her?	answer a teapot	disclaimer I don't know

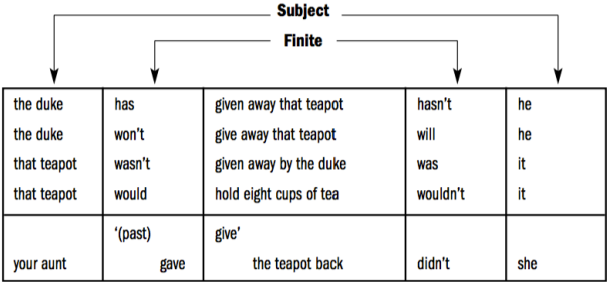


Fig. 4-3 Subject and Finite

The Finite element makes the proposition finite:

- circumscribes the proposition.
- brings the proposition down to earth, so that it can be argued about
- gives the proposition a point of reference in the here-and-now:
  - ① by reference to the time of speaking: PRIMARY TENSE (*the old man was crossing the road*)
  - ② by reference to the judgement of the speaker: MODALITY (*it can't be true*).

**Table 4(4)** Finite verbal operators

<b>Temporal operators:</b>			
	<b>past</b>	<b>present</b>	<b>future</b>
<b>positive</b>	did, was, had, used to	does, is, have	will, shall, would, should
<b>negative</b>	didn't, wasn't, hadn't, didn't + used to	doesn't, isn't, hasn't	won't, shan't, wouldn't, shouldn't
<b>Modal operators:</b>			
	<b>low</b>	<b>median</b>	<b>high</b>
<b>positive</b>	can, may, could, might, (dare)	will, would, should, is/was to	must, ought to, need, has/had to
<b>negative</b>	needn't, doesn't/didn't + need to, have to	won't, wouldn't, shouldn't, (isn't/wasn't to)	mustn't, oughtn't to, can't, couldn't, (mayn't, mightn't, hasn't/hadn't to)



“The Subject supplies the rest of what it takes to form a proposition: namely, something by reference to which the proposition can be affirmed or denied.”

“It is perhaps easier to see this principle of responsibility in a proposal (a ‘goods-&-services’ clause), where the Subject specifies the one that is actually responsible for realizing (i.e. in this case, for carrying out) the offer or command. For example, in *I’ll open the gate, shall I?* (offer) the opening depends on me; in *Stop shouting, you over there!* (command) it is for you to desist or otherwise.”

the duke	has	given my aunt that teapot	hasn't	he	(a)
my aunt	has	been given that teapot by the duke	hasn't	she	(b)
that teapot	has	been given my aunt by the duke	hasn't	it	(c)
Subject	Finite		Finite	Subject	
Mood			Mood tag		

**Fig. 4-6 Variation of Subject in declarative clauses**

The Residue contains one Predicator, either one or two Complements, and any number of Adjuncts (typically no more than seven):

Sister Susie	's	sewing	shirts	for soldiers
Subject	Finite	Predicator	Complement	Adjunct
Mood		Residue		

**Fig. 4-7** Structure of the Residue

## What can bear “modal responsibility”?



**Fig. 4-8 Degree of interpersonal ‘elevation’ in the clause**

HOWEVER:

(a)

that paper	's	already	been written	on
Subject	Finite	Adjunct	Predicator	Adjunct
Mood			Residue	

(b)

someone	's	already	written	on that paper
Subject	Finite	Adjunct	Predicator	Adjunct
Mood			Residue	

**Fig. 4-9 Related clauses with same item as (a) Subject, (b) Complement in prepositional phrase**

AND: (in a cinema queue:) “Look at all these people we’ve been come-in-after by!”

**Table 4(6)** Metafunction and type of Adjunct

Metafunction	Type of Adjunct	Location in mood structure
experiential	circumstantial Adjunct	in Residue
interpersonal	modal Adjunct	in Mood or Comment
textual	conjunctive Adjunct	(not in mood structure)

Ageing rock stars, etc.:

Brian Johnson, the lead singer of the rock band AC/DC, was losing his hearing. So he was replaced by Axl Rose of Guns 'n' Roses—who at his first concert as lead singer of AC/DC had to sing sitting in a chair, because of a broken leg!

Subsequently, Axl will probably sing normally, fortunately.

circumstantial: *normally*

modal: Mood: *probably*

modal: Comment: *fortunately*

conjunctive: *subsequently*

If you're interested in exploring the English mood system further, ask me for more material.

POLARITY is the system of 'yes' and 'no'.

Your Worksheet contains examples of unmarked and marked positive, and unmarked and marked negative forms.

In formal written English, it is impossible to distinguish between unmarked negative and marked negative. Traditional formal grammars therefore recognize only the 'marked positive', sometimes labelling it the 'Emphatic Mood'.

### 4.4.3 Imperatives

The imperative has a different system of PERSON from the indicative. Since the imperative is the mood for exchanging goods-&-services, its Subject is 'you' or 'me' or 'you and me'. If we take the 'second person', 'you', as the base form, an imperative clause displays the following paradigm:

	Unmarked for person or polarity	Marked for person	Marked for polarity
positive	look	YOU look	DO look
negative	DON'T look	DON'T YOU look	DO NOT look

The capitalized forms indicate salience: these syllables must be rhythmically prominent (they may be, but are not necessarily, tonically prominent). Thus there is a contrast between the imperative // you / look //, with *you* as Ictus, and the typical declarative // ^ you / look //, with *you* as Remiss and usually phonetically reduced. (Where two are shown capitalized, at least one is salient.)



The system of MODALITY spans the space between the two poles of positive and negative:

*He likes Mozart.*

*He certainly likes Mozart.*

*He probably likes Mozart.*

*He possibly likes Mozart.*

*He possibly doesn't like Mozart.*

*He probably doesn't like Mozart.*

*He certainly doesn't like Mozart.*

*He doesn't like Mozart.*

This will be the topic for next week.

## Ellipsis of (part or all of) the Residue

(a) (Will you join the dance?)

I	might	do
Subject	Finite	Predicator
Mood		Residue

I	won't
Subject	Finite
Mood	

(b) (Who killed Cock Robin?)

I	(said the sparrow)	with my bow and arrow
Subject		Adjunct
Mood		Residue

**Fig. 4-26** (a) Substitution and ellipsis of the Residue (yes/no response); (b) Ellipsis of other presupposed elements (WH- response)

For any clause, there is one choice of Subject that is ‘unmarked’ —that is assumed, in the absence of evidence to the contrary. In a giving clause (offer or statement), the unmarked Subject is ‘I’; while in a demanding clause (question or command), the unmarked Subject is ‘you’.

(a) Carry your bag? (‘Shall I . . .?’)

— Would you? Thanks.

(b) Met Fred on the way here. (‘I . . .’)

— Did you? Where?

(c) Seen Fred? (‘have you . . .?’)

— No, I haven't.

(d) Play us a tune. (‘Will you . . .?’)

— Shall I? Alright.

Each of the following three clauses has, as its Subject, an *embedded* clause:

- To argue with the captain # was asking for trouble.
- Ignoring the problem # won't make it go away.
- That all this wealth might some day be hers # had simply never occurred to her.

to argue with the captain	was	asking for trouble
Subject	Finite	Complement
Mood		Residue
nominal group: clause as Head	verbal group	nominal group: clause as Head

**Fig. 4-27 Embedded clause as Subject**

Most of the material on these slides comes from M.A.K. Halliday, *An Introduction to Functional Grammar*, 2nd edition (1994) or third edition (2004).